



### Features:

- No UV or IR light radiation.
- Provide 115° beam angles.
- Using high luminous efficiency LED, a single white module's luminous flux can be up to 45lm, luminous efficiency 45lm/w.
- Easy Installation: Groove and matching wires to enable easy fast installation
- Life expectancy:  $\geq 130000$  hours ( $L_{70}$ ).
- Correlated Color Temperature: 6000-6500K
- Operating temperature:  $-20^{\circ}\text{C} \sim +60^{\circ}\text{C}$ .
- Other colors are available.
- High IP grade: The PC protective cover and all-inclusive aluminum process to guaranty IP65.
- Convenient to install: The standard cascade number 50pcs modules. One module make a unit, no cut between each modules.

### Benefits

- Energy Cost Savings:  
Over 80% Compared to Incandescent.
- Solid-State:  
High-Shock & High-Vibration Resistant,  
Both Electrical and Mechanical
- Eco-Friendly:  
No Mercury, No Lead Content
- No Hazardous Emissions:  
No UV or IR Radiation
- Constant Light Output:  
Even Lighting, Non-Halation
- No glare, no stroboscopic
- Fine heat output structure

### Application:

- Channel letters backlighting
- Indoor lighting and decoration
- Architecture lighting
- Advertising light box backlighting
- Sign board backlighting
- Commercial sign backlighting

**Product Specifications:**

Lamp Shell	plastic
Input Voltage	DC12V
Wattage	0.7W/pcs
Color	White
IP	IP65
Operating Temperature	-20°C ~ +60°C
Storage Temperature	-30°C ~ +70°C
Net Weight per piece (Kg)	9.65g
Warranty period	24 month
Size	35.5×28.5×6.7mm
Standard connection	50 pcs

**Tips:**

- Tolerable range for luminous flux,color rendering and rated power: ±10%.
- Tolerable range for operating voltage: ±5%.
- Testing temperature:25±1°C.
- Warranty limited:3 years or 13000 hours;Whichever comes first.
- The maximum cascade number is 50 pcs when supply power at one end. Do not exceed.

**Product Selection Guide:**

Product	Beam Angle	Total Lumens	CCT	Luminous Efficiency	CRI
LS-5050W1R	115°	45±5%	6000-6500K	45 lm/W	PF ≥ 75

**LS-5050W1R**

① ② ③ ④ ⑤

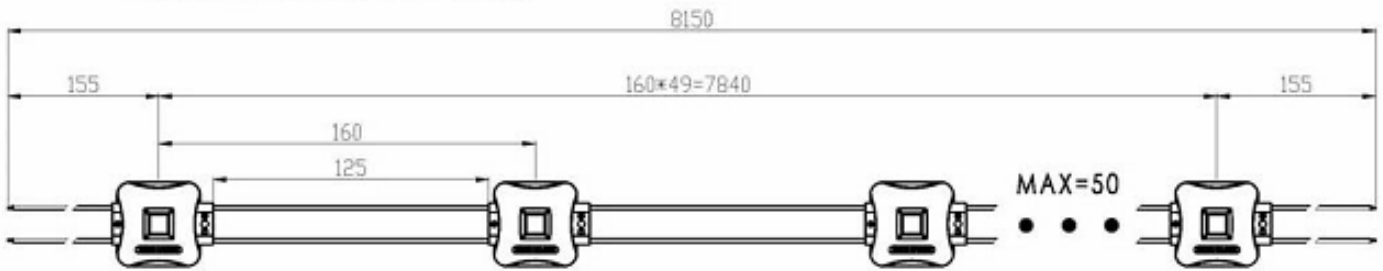
- ① LS: led Modules
- ② 5050: SMD 5050 LED
- ③ W: W (white)
- ④ 1: 1 pcs LED
- ⑤ R: DC12V

**Product Dimensions:**

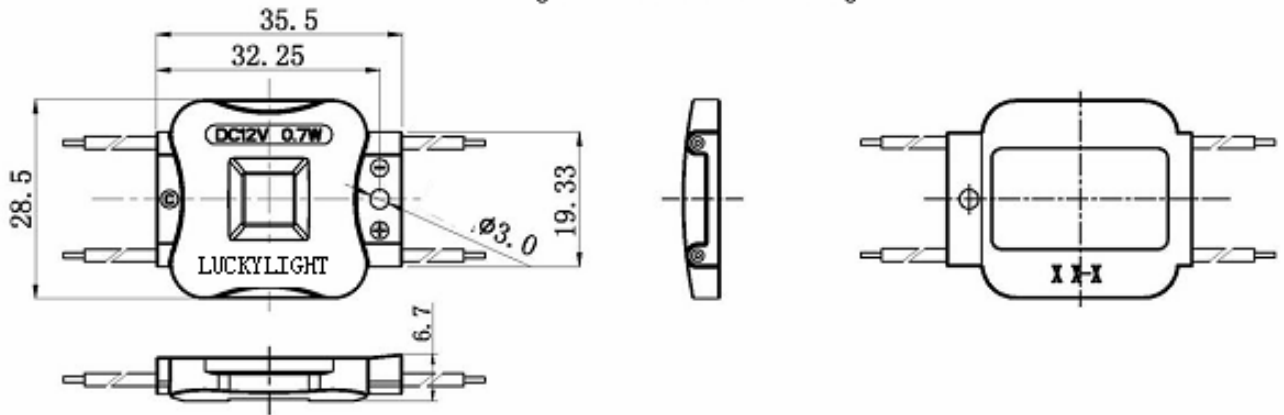
**L × W × H: 35.5\*28.5\*6.7**

**Unit: mm**

Standard cascade dimension drawing



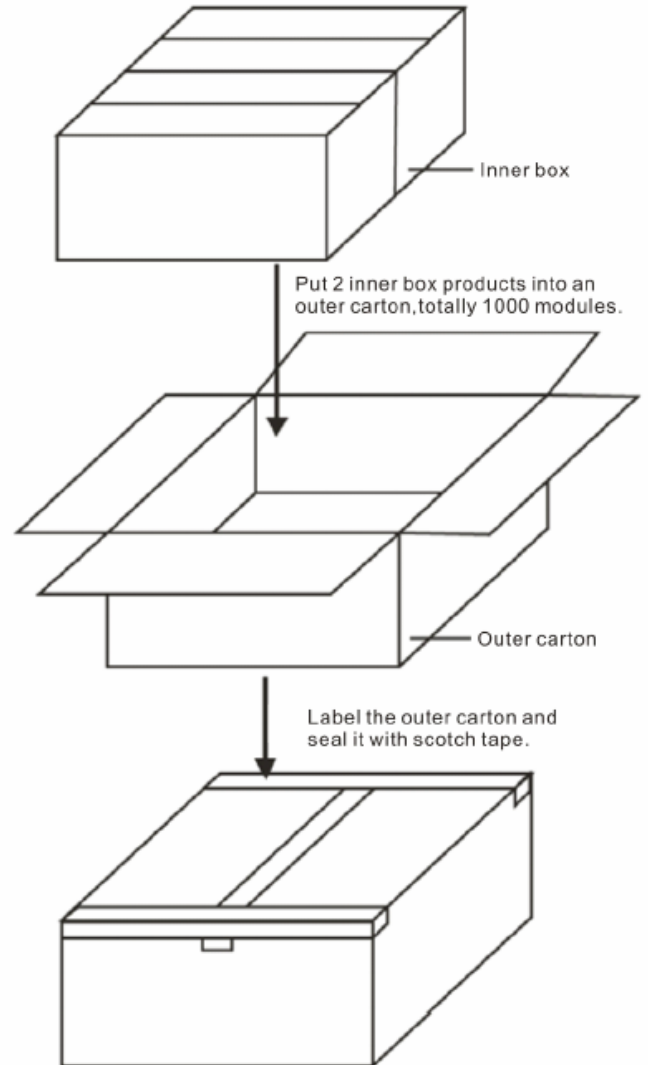
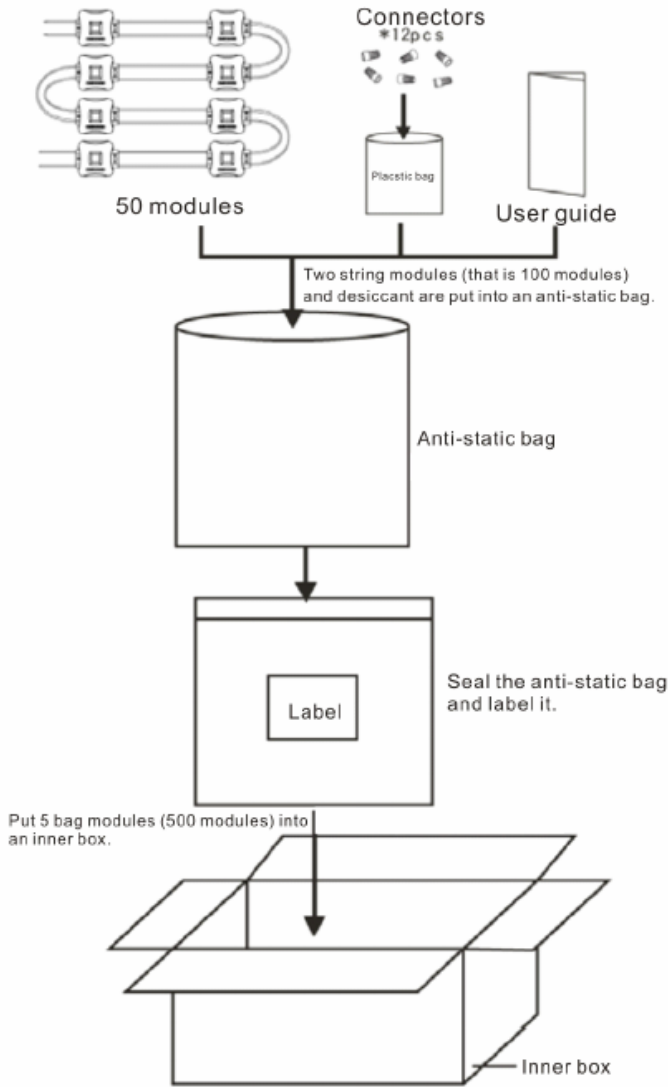
Single module dimension drawing



**NOTES:**

1. All dimensions unit in mm
2. Tolerances is ±0.5mm unless otherwise noted.

**Package Dimension:**



**Installation Instructions and Warnings:**

- Carton size:568\*523\*252mm:
- Each string has 50pcs, 2 strings in one bag:
- Each inner bag has 5 small bags of modules, while each carton has 2 inner bags(1000PCS):
- Net Weight (NW): 9.9 ±5%Kg:
- Gross weight (GW):11.8±5%Kg