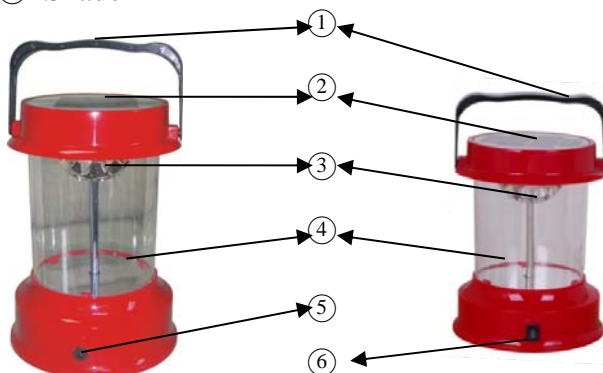


HL-SW001 Solar Portable  
Light

Component Part:



- |                    |                       |
|--------------------|-----------------------|
| ① Handle           | ⑤ Charge input socket |
| ② Solar panels     | ⑥ Switch              |
| ③ LED light source | ⑦ Charging indicator  |
| ④ Shade            | ⑧ Charger             |



Product Selection Guide:

**HL-/S/W/001**

- |                      |   |   |   |
|----------------------|---|---|---|
| ①                    | ② | ③ | ④ |
| ① HL: Handle Light   |   |   |   |
| ② S: Solar Light     |   |   |   |
| ③ W: White Color     |   |   |   |
| ④ 001: Serial-number |   |   |   |

**Warning:** To protect the battery life, when portable lights dim, please recharge immediately .

### Note:

1. Before use, please charge.
2. To provide lighting to your home, please ensure that there is sufficient battery power.
3. Please charge when it dim and check every day.
4. Portable lights when not in use, please switch to "o" file.
5. When environment temperature is 0°C(32F) below or over 40°C(104F), the performance of the storage power of the battery may be affected.
6. Please charge regularly, charge at least 8 hours every 3 months.

### Portable lights to use:

1. There are 2 lighting levels: I high-brightness Lighting time is relatively lower and II lower-brightness (Lighting time is relatively longer).
2. Intelligent sensor light control , when it is dark the light will turn on automatically.

### Portable light charging:

1. Please charge before use.
2. Use of solar charging, put the light in sunny place, keep the solar panels clear.
3. When AC is charged , plug the charger insert "DC IN",and plug in the power, the light shows red during charging, then it will turn green when it is full charged.
4. When charge the possible battery somewhat to give off heat, that is the normal phenomenon.

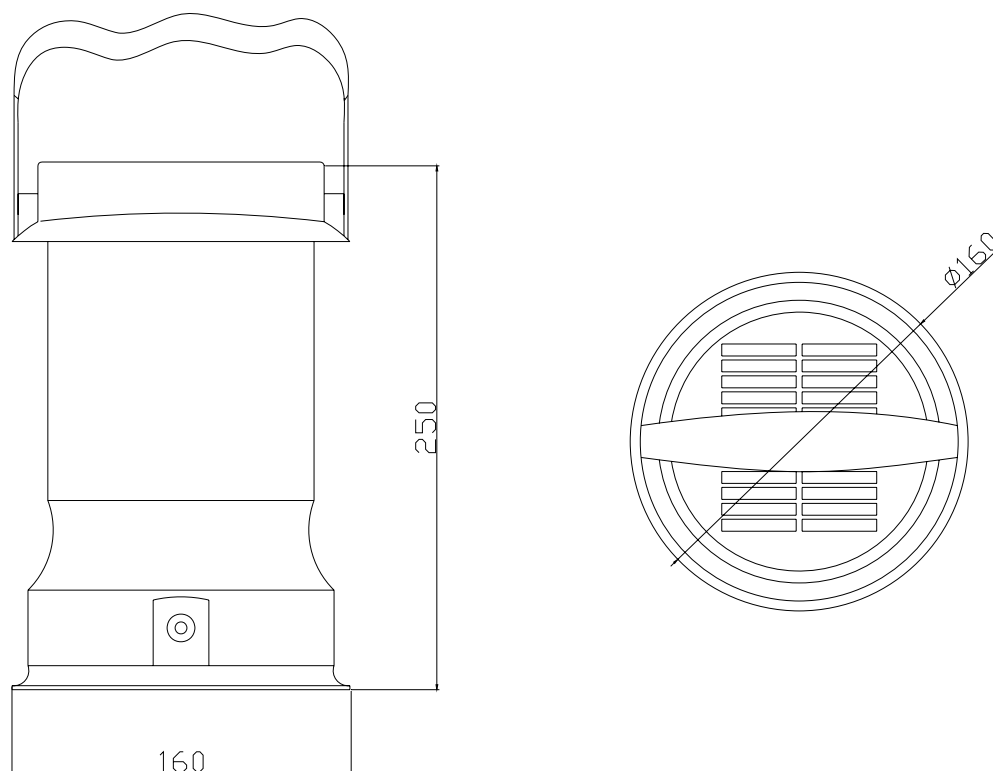
### Maintenance:

1. Use a cotton swab with a little cleaning alcohol to clean the lantern body.
2. Never used strong or chemicals to clean the lantern, otherwise the plastic parts will be damaged.
3. To avoid damage of lantern, please do not use other specified battery.
4. To avoid electrical shock, please do not open the unit unless by qualified person.

### Specifications:

1. Material: ABS plastic shell, PC transparent plastic cover ;
2. Battery : 4v3.5AH valve maintenance-free lead-acid battery;
3. Solar battery: 1W solar panels silicon plate quality;
4. Illuminant : 0.5w super bright LED×6 PCS;
5. LED life: More than 25000 hours;
6. Charging time : AC charging 10-15 hours, solar filling 30 hours or so;
7. Lighting time : I file 10 hours, II file 20 hours;
8. Size : 160×160×250mm ;
9. Net weight : 1.1Kg

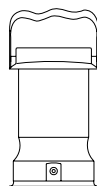
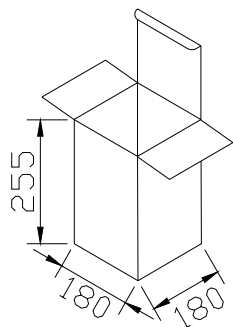
### Dimensions:



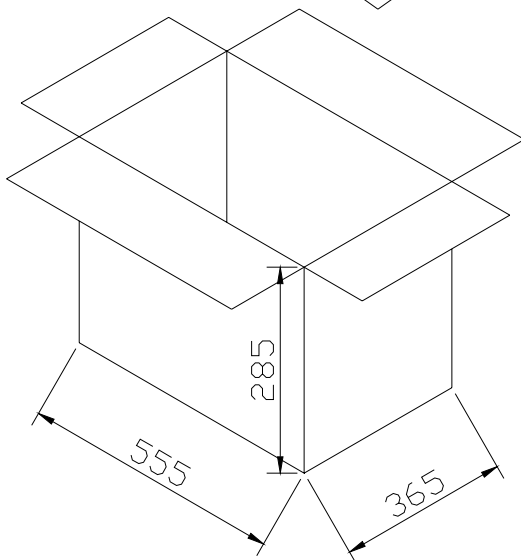
### Notes:

1. All dimensions unit in mm
2. Tolerances is  $\pm 0.5$ mm unless otherwise noted

Package Dimension:



Small carton  
180L\*180W\*255Hmm  
(7.09"L\*7.09"W\*10.04"H)  
1pcs Solar Portable Light inside



Big carton  
555L\*365W\*285Hmm  
(21.86"L\*14.37"W\*11.22"H)  
6 pcs Solar Portable Light inside